



# DELHI PUBLIC SCHOOL

VASANT KUNJ, NEW DELHI



**SUMMER  
FUN**

# **CLASS PREP 2024 - 25**

**HOLIDAY  
HOMEWORK**







# Dear Parents,

The eagerly awaited summer break is here. It is the best time of the year to involve the children in learning new skills leisurely and engaging them in creative pursuits.

A lot of fun filled and stimulating activities have been planned for our little ones that will not only help to enhance and develop their knowledge, make them independent and confident in simple tasks but also promote healthy family bonding at home.


*May your holidays be happy days,  
filled with laughter, fun and joy!*



1. During the holidays create opportunities, to help your child become independent and confident.
2. Let's instill the values of using "**GOLDEN WORDS**" in our daily lives.



3. We are happy to see that our children are adjusting well to the new class environment, learning different concepts and enjoying with their peer group. Concepts done in the month of Apr - May must be reinforced with your child at his/her pace.
4. Help your child, write his/her name independently. They can also practice writing of date and class work (C.W.)
5. Let your child learn the important telephone numbers.

- 
- A decorative vertical border on the left side of the page, featuring a red watermelon rind with black seeds and a green rind at the top and bottom.
- 6 .Play outdoor games whenever the weather permits. A lot of games can be enjoyed indoor also like carrom board, snakes and ladder etc. It is necessary to move their attention away from electronic media..
  - 7.Try making refreshing summer drinks and healthy, yummy salad with your child.
  8. Let them watch the traffic signal and learn some rules like stop at the red light, school ahead etc.
  - 9.Plant some saplings and let children know the importance of our green friends.
  10. Place an earthen pot in your verandah or balcony and give water to the birds regularly.

# ENGLISH

## Concepts covered


- Recapitulation of A-Z.
- Phonic sounds of A-Z.
- Recognition , vocabulary and writing of small letters a- z.



## STORY TIME

- Read a story book with your child often.
- You can select stories from Fairy tales, Panchatantra tales or any story books available at home.
- Let your child choose his/her favourite character of the story they like.
- Help him/her learn 2-3 lines related to the character or learn to narrate the story and share in the class after the school reopens.





• Learning words can be fun -  
let's create a **PICTIONARY**.



• Help your child write a letter on a  
sheet of paper(any size).

• Let your child draw or paste 2-3  
pictures starting with the letter.

• They can make the work colourful.

• Use 6-8 sheets, compile them from  
a - z, and your handy pictionary is  
ready !!



# HINDI

## Concepts covered

- Akshar व, ब and क
- Recognition, drawing and , vocabulary words of akshar .
- Writing of akshar in notebook.



Read the poem with your child. Help them find and underline akshar व, ब and क

आओ पढ़ें और ढूँढें, व, ब और क



बादल राजा, बादल राजा,  
जल्दी से पानी बरसा जा।

बानी, कंचन पूछ रहे हैं, वंश के  
संग कूद रहे हैं।

वर्षा रानी आ गई

वन में हरयाली छा गई।

तालाब सारे भर गए, कमल के  
फूल खिल गए।


कोयल बरगद पर गीत सुनाती,  
कुहुक - कुहुक कर सबको बुलाती।

कछुआ, बिल्ली को लाता है,

जब वानर बाजा बजाता है।

बकरी भी आई, सबने

मिलकर धूम मचाई।







चित्र को उनके नाम के पहले अक्षर से मिलाओ।



व  
ष  
क



चित्र देखकर अक्षर लिखो।




Blank lines for writing the letter.




Blank lines for writing the letter.



Blank lines for writing the letter.



Blank lines for writing the letter.



Blank lines for writing the letter.




Blank lines for writing the letter.



Blank lines for writing the letter.



Blank lines for writing the letter.



Blank lines for writing the letter.

# MATHS

## Concepts covered

- Writing of 0 - 9.
- Number writing in Joy of Mathematics.(0-20)

RECTANGLE


CIRCLE

SQUARE


TRIANGLE

## ART WITH SHAPES

- Assist your child to make cut-outs of different shapes and colours.
- Help him/her to create a scenery or any picture by pasting the cut-outs on a sheet of paper.
- Some examples are given, but you can let your child create his/her own master piece!!



**COMPLETE THE CATERPILLAR – Put thumb-prints with paint according to the number given.**

<b>1</b>	
<b>2</b>	
<b>3</b>	
<b>4</b>	
<b>5</b>	
<b>6</b>	
<b>7</b>	
<b>8</b>	
<b>9</b>	
<b>10</b>	



# E.V.S

## Concepts covered

- Myself
- My Body
- My Family
- My School



Help your child draw / paste 4-5 pictures of the following :

- Food that he/she loves to eat.
- Activities your child enjoyed doing with the family during the holidays.
- Make a family tree similar to the given picture. Use 2-3 coloured pastel sheets.





- To strengthen family bonds of love and affection, encourage your child to share responsibilities at home.
- Involve them in simple chores like laying the table, watering the plants, putting toys in place, learning to wear shoes and socks, zip their school bag, opening and closing lunch box.
- Motivate your child to interact with family members (grandparents, uncle, aunt and cousins) to enhance communication skills and social interaction.



# LET'S PONDER!!

<b>A</b> A healthy you	<b>B</b> Be at home	<b>C</b> Clean your room	<b>D</b> Do exercise
<b>E</b> Eat healthy	<b>F</b> Feed the birds, Fun with Friends	<b>G</b> Get up on time	<b>H</b> Help others
<b>I</b> I can do	<b>J</b> Just be careful	<b>K</b> Kind to others	<b>L</b> Love your family
<b>M</b> Music is fun	<b>N</b> Namaste to all	<b>O</b> Obey rules	<b>P</b> Play everyday
<b>Q</b> Queue up	<b>R</b> Read stories regularly	<b>S</b> Say "please" and "thank you"	<b>T</b> Try something new
<b>U</b> Use a handkerchief /napkin	<b>V</b> Vegetables and fruits are must	<b>W</b> Wash hands	<b>X</b> Extra careful
<b>Y</b> You are the best	<b>Z</b> Zoom to holiday fun		