

HOLIDAY
HOMEWORK

CLASS PREP
2025-26



Dear Parents,

- Summer vacation is the best time to engage children in creative pursuits at leisure.
- We have planned some interesting and fun-filled activities for the young ones which will help to enhance their language skills, encourage simple conversations and also strengthen family ties.
- Let's help children enjoy this wholesome experience!

*May your holidays be happy days,
filled with laughter, fun and joy!*

Warm regards

DPS Vasant Kunj



1. During the holidays create opportunities , to help your child become independent and confident.
2. Let's instill the values of using "**GOLDEN WORDS** " in our daily lives.



3. We are happy to see that our children are adjusting well to the school environment, learning different concepts and enjoying with their peer group. You can revise the concepts done in the month of Apr - May with your child at his/her pace.
4. Help your child, to write his/her name independently. They can also practice writing of date and class work (C.W.)
5. Let your child learn the important telephone numbers.

ENGLISH

STORY WORLD

- Read a story book with your child everyday.
- You can select stories from Fairy tales, Panchatantra tales or any story books available at home.
- Let your child choose his/her favourite character of the story they like.
- Help him/her learn 2-3 lines related to the character to share in the class after the school reopens.



Activity

Make your own Sound Book for the letters :

s , a , t , i , p , n

Material required:

- ❖ A scrapbook or some A-4 size sheets cut into halves and tied together
- ❖ Pencil colours /crayons
- ❖ Pictures of related vocabulary words

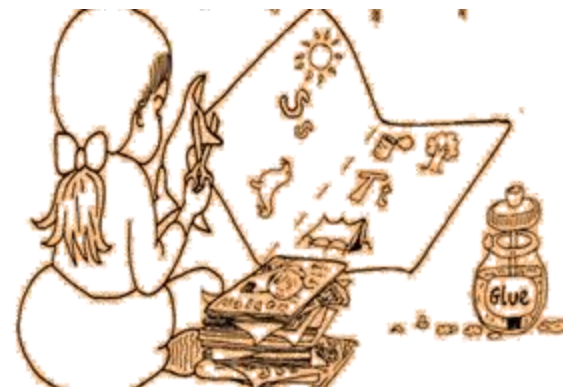
Instructions:

The children will write one letter from the above mentioned letters (both uppercase and lowercase e.g. S and s)

They can do rainbow writing too.

Now they can Paste or draw picture that begin with the same sound. (4-5 pictures for each sound)

Note for the parents: we will continue to complete the sound book after completion of each sound group after reopening of school too.













Now children will be able to read words having sounds of s, a, t, i, p, n

They will be able to tell match pictures and words. Help them to create more words from this set and to read them aloud .

e.g.

<p>t a p →</p> 	<p>s i t →</p> 
<p>p i t →</p> 	<p>p a n →</p> 
<p>n a p →</p> 	<p>p i n →</p> 
<p>p a t →</p> 	<p>t i n →</p> 

HINDI


Read the poem with your child. Help them find and underline akshar व, ब and क




आओ पढ़ें और ढूँढें, व, ब और क



बादल राजा, बादल राजा,
जल्दी से पानी बरसा जा।
बानी, कंचन पूछ रहे हैं,
वंश के संग कूद रहे हैं।



वर्षा रानी आ गई
वन में हरयाली छा गई।
तालाब सारे भर गए, कमल
के फूल खिल गए।





कोयल बरगद पर गीत सुनाती,
कुहुक - कुहुक कर सबको बुलाती।
कछुआ, बिल्ली को लाता है,
जब वानर बाजा बजाता है।




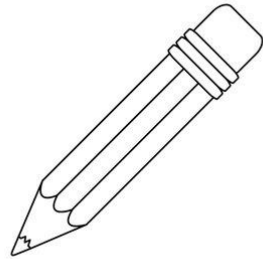


बकरी भी आई, सबने
मिलकर धूम मचाई।




चित्र को उनके नाम के पहले अक्षर से मिलाओ -



व
ब
क





चित्र देखकर अक्षर लिखो -














MATHS

RECTANGLE


SQUARE

CIRCLE

TRIANGLE

ART WITH SHAPES

- Assist your child to make cut-outs of different shapes and colours.
- Help him/her to create a scenery or any picture by pasting the cut-outs on a A-4 sheet of paper.
- Some examples are given, but you can let your child create his/her own master piece !!



NUMBER FUN

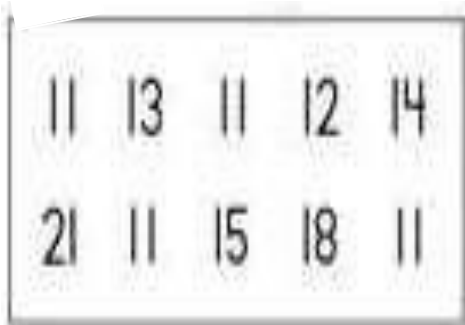
Match the
same numbers

13	12
15	14
12	11
14	13
11	15

Count, colour
and write



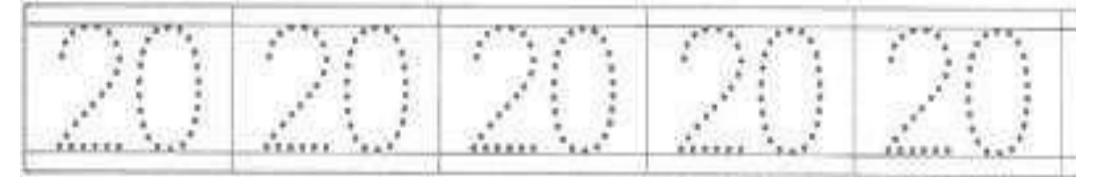


Circle number
11



Thumb print
number 16



Trace the given numbers.



Complete the counting and colour the
picture.



E.V.S

Help your child make a Memory picture book(1-2 pgs)

- Food that he/she loves to eat.
- Activities your child enjoyed doing with the family during the holidays(could be photographs).



Bookmark making



It is the right time to help children to explore books and also help them to learn to keep their books safe. They can also learn to keep books back in the bookshelf.

Making a Book mark Activity will be an effort in this direction.

Material required:



A rectangular sheet (7"x2.5")

poster colours

a small ribbon/thick thread/pipe cleaner (for tying)



Instructions : decorate your bookmark using thumb/finger/leaf/bud/vegetable printing. Tie a thread/ribbon/ Pipe cleaner/thick thread on the top. We will use it for our Almanac after our vacations.



LIFE SKILLS



☉ To strengthen family bonds of love and affection, encourage your child to share responsibilities at home. Involve them in simple chores like laying the table, watering the plants, putting toys in place, learning to get ready themselves.



☉ Try making refreshing summer drinks and yummy and healthy salads with your child.

☉ Motivate your child to interact with family members (grandparents, uncle, aunt and cousins) to enhance communication skills.



LET'S PONDER!!

A A healthy you	B Be at home	C Clean your room	D Do exercise
E Eat healthy	F Feed the birds	G Get up on time	H Help others
I I can do	J Just be careful	K Kind to others	L Love your family
M Music is fun	N Namaste to all	O Obey rules	P Play everyday
Q Queue up	R Read stories	S Say "please" and "thank you"	T Try something new
U Use mask and sanitizer	V Vegetables and fruits are must	W Wash hands	X Extra careful
Y You are the best	Z Zoom to holiday fun		