



DELHI PUBLIC SCHOOL

VASANT KUNJ

HOLIDAY HOMEWORK

Nursery 2025-2026



Dear Parents,

We hope you are safe, healthy, and taking good care of yourself and your family. We anticipate that the kids are learning the new concepts and having a great experience in doing so. With summer vacation around the corner, we have put together a few fun activities to make this time more enriching and enjoyable. This will also help keep the child fruitfully engaged. These sample activities have been designed to develop motor skills of your child and to make them more independent.

1. Please reinforce the concepts already covered in the class.
2. Please use crayons to do the worksheets and emphasize the correct tripod way of holding the crayon.
3. **Story Time**- Listening to stories and narrating them, improves the vocabulary and verbal skills. Please tell a story to your child every day.
4. **Play Games** – Have fun while staying indoors by playing games like ludo, carrom, memory games etc. with your child.
5. Remember to use magic words like **Please, Sorry, Thank you and Excuse me** in your daily routine to inculcate good moral values in the child.
6. Make them more independent by letting them try wearing their clothes, shoes and socks themselves. Let them button and unbutton their shirt and fasten the velcro of their shoes and toilet train them.
7. Please make your child practice opening and closing their tiffin box and water bottle to make it easier for them when they join school.
8. Let them take care of their toys. Tell them to put the toys back in proper place after playing with them.

We wish you happy and fun filled holidays!


Warm Regards,
DPS, Vasant Kunj





Our summer vacation has begun, It's
time for loads and loads of fun.
The kids will take help from Mom and Dad,
learn something new
and they will be glad.

Yippie!
Summer Holidays are here.
Let us have fun with our family and enjoy
doing a few of our favourite things.



Activity 1

Place food and water in two bowls in your balcony or terrace for birds. Parents, please explain the importance of food and water for birds and animals to the child.



Activity 2 Zip Zap Zoom!



Take an old bag with zipper and help your child pack and unpack it. Let the child practise zipping and unzipping the bag himself/herself.

Take pictures while the child is doing the activity.

You may also paste the printout of the pictures on a coloured A4 size sheet and attach it in the homework folder.

Activity 3




Let's Create a Colourful Necklace

Material Required -

A bowl full of pasta, painting colours & string

Procedure -

Sit with your child and engage your child in painting the pasta using a variety of colours. Help your child in keeping the pasta on a newspaper outside in a sunny area for drying. After drying let your child string one pasta at a time in any strong thread.



Activity 4

Let's Create Patterns

Material Required:

1. Worksheet (Fun Patterns)
2. Small buttons/Rajma/ Macaroni
3. Fevicol

Procedure -

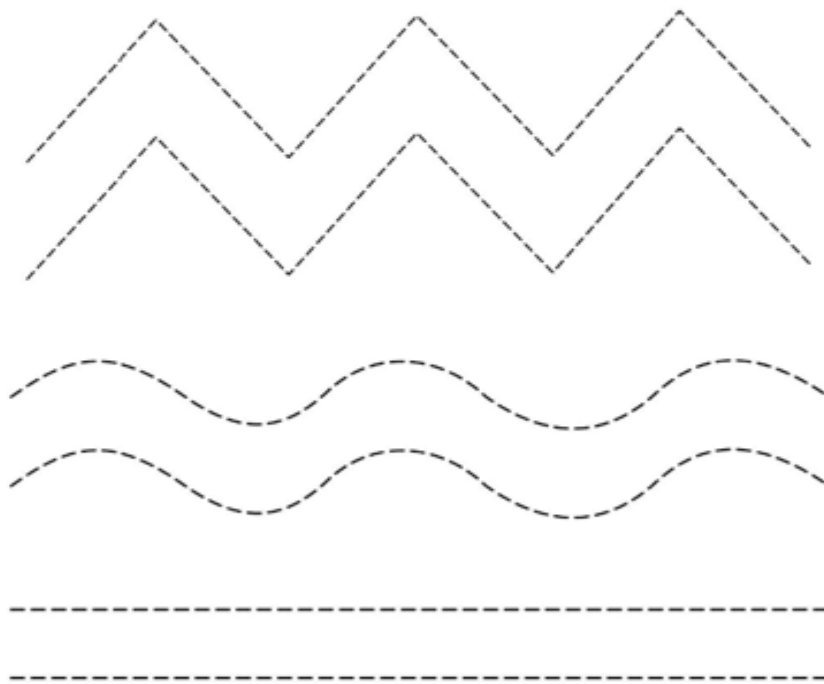
Show your child worksheet and give them a bowl full of buttons or rajma or macaroni. Ask your child to place rajma/button/macaroni over the given pattern close to each other one by one.

Make sure that your child covers the complete pattern and do not leave any space in between while placing them. After doing it once, put all the rajma/button/macaroni back in the bowl and now help your child in applying the fevicol over the pattern. Let them pick 1 rajma/button/macaroni at a time and paste them over the pattern this time.



Trace the patterns.

Fun Patterns




Tear the pieces of purple, green and red paper to paste on the vegetables.






Colour the watermelon.

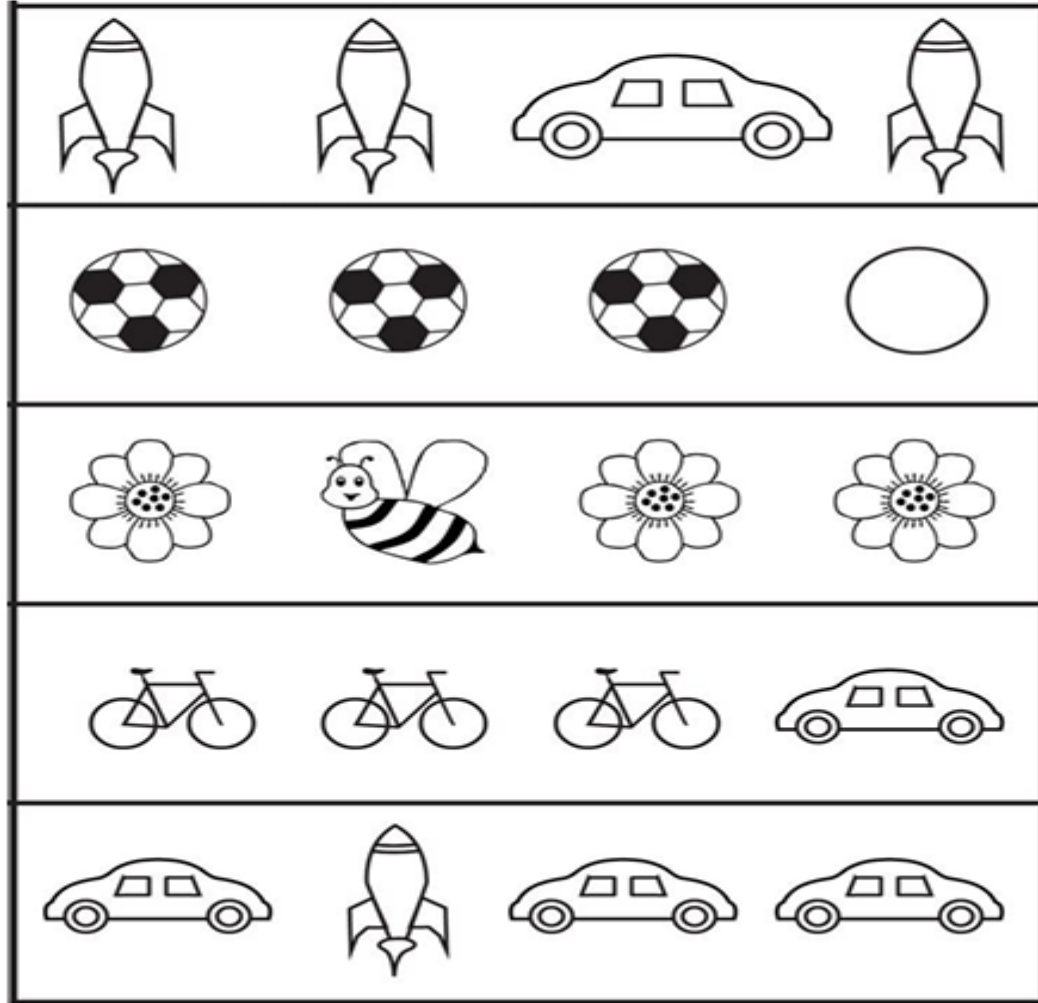


Dip your thumb in water colour and make an impression in the butterfly wings.





Colour the picture that is different.



Dip the cut lady finger in any water colour and print it in the triangle of the parachute.





Colour the letter S.



Trace the letter S.





Circle the picture with letter 'S' sound.






Number 1 and 2

Count and circle the number of objects:

	1 2
	1 2

Count and Write the number of objects:

PHONICS RHYMES

Sing the jingles given below with your child along with the action shown along .

S

The **snake** is in the grass
The snake is in the grass.
/sss/! /sss/!
The snake is in the grass.



Action: Weave your hand in an 's' shape, like a snake, and say sssssss.



a

/a/-/a/! **Ants** on my arm.
/a/-/a/! Ants on my arm.
/a/-/a/! Ants on my arm.
They're causing me alarm.



Action: Wiggle your fingers above the elbow, as if ants are crawling on you, and say a, a, a, a!

