

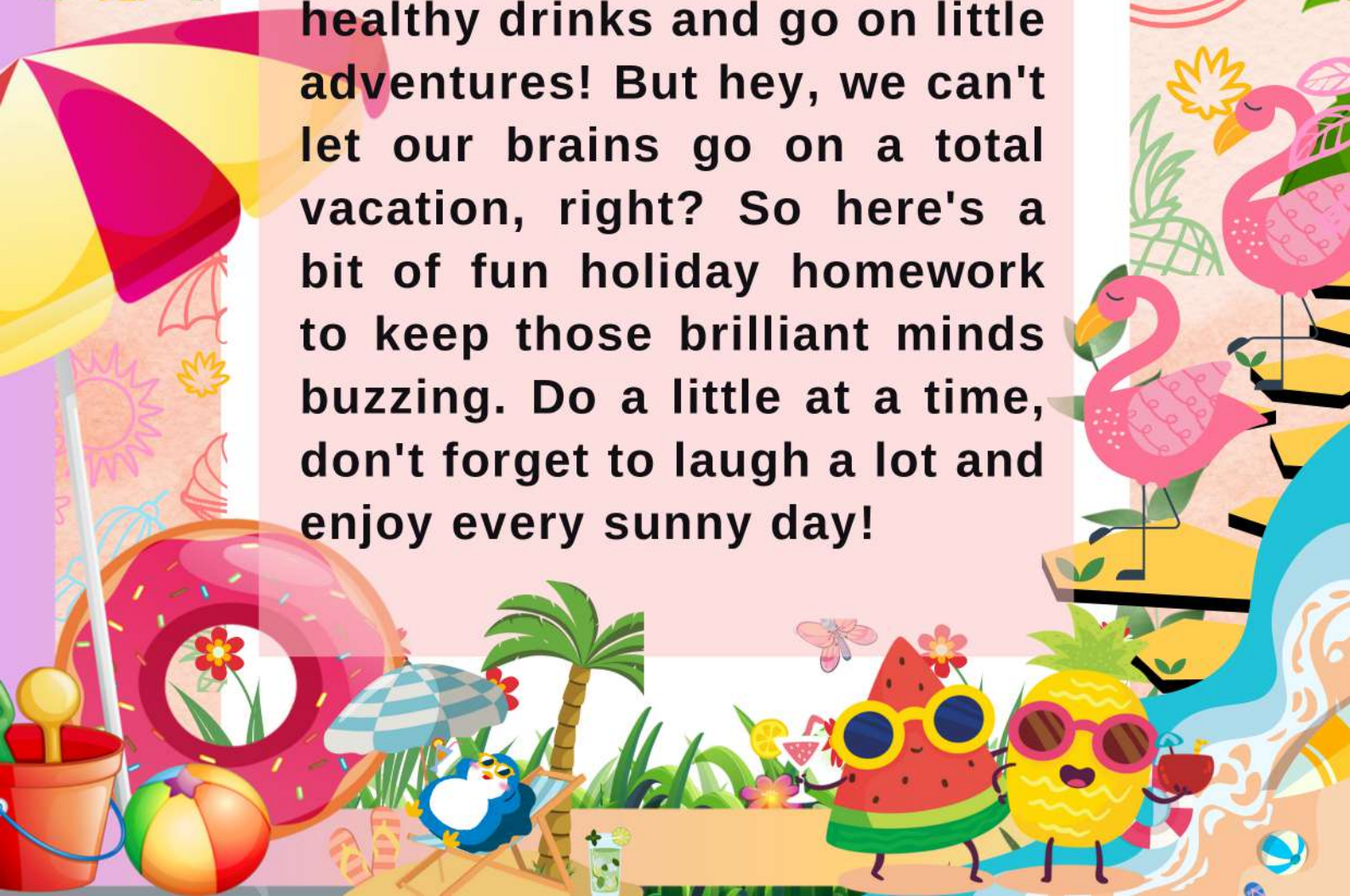


# **Delhi Public School Vasant Kunj, New Delhi**

## **CLASS II HOLIDAY HOMEWORK 2025 -26**

**Hello Superstars!**

**Summer break is finally here - time to sleep a little longer, eat mangoes, watermelons, ice creams, cool soothing healthy drinks and go on little adventures! But hey, we can't let our brains go on a total vacation, right? So here's a bit of fun holiday homework to keep those brilliant minds buzzing. Do a little at a time, don't forget to laugh a lot and enjoy every sunny day!**








Dear Parents,

Welcome to the exciting world of Class 2 holiday homework! As we embark on this journey of fun-filled activities, our aim is to keep our little ones engaged while fostering a strong connection with the learnings they've acquired in class. We've carefully crafted a series of tasks designed to spark their curiosity and ignite their imagination. Encourage your children to put on their thinking caps and embark on this adventure of discovery and creativity. Through these activities, they'll have the opportunity to learn, explore, and express themselves in new and exciting ways.



So, parents, let's join hands in nurturing their curiosity and giving wings to their creative expression. Together, let's make this holiday homework a memorable and enriching experience for our young learners.

Warm Regards,  
DPS, Vasant Kunj






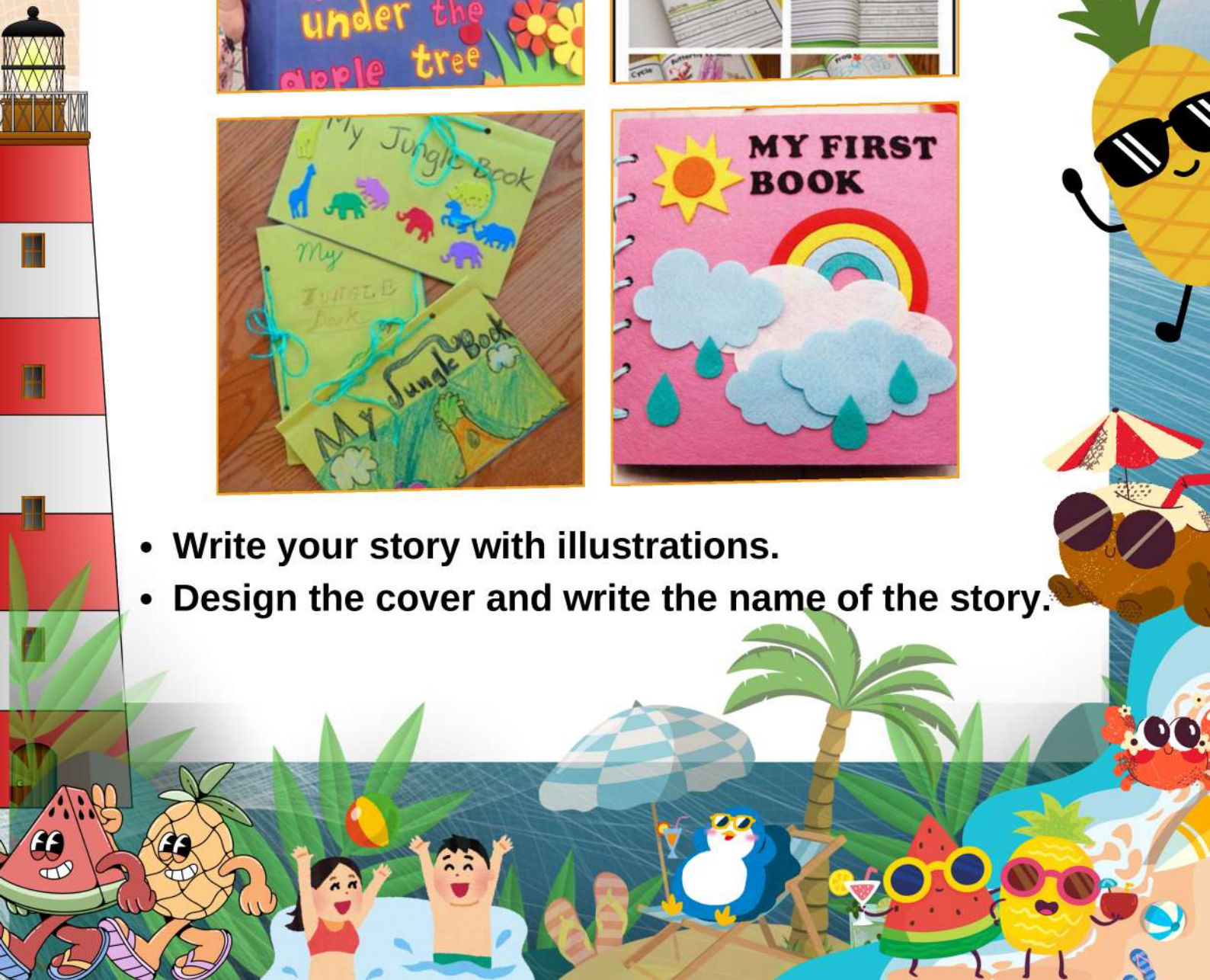


# ENGLISH

## 1. Activity-Create Your Own Story Book: Be an Author and write your own story book.



- Write your story with illustrations.
- Design the cover and write the name of the story.



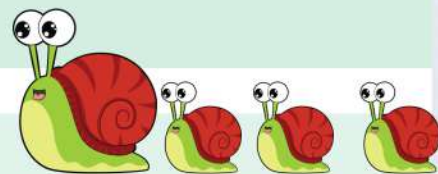




**2. Write on an A-4 size sheet of paper a Poem of 8-10 lines on 'Myself' using rhyming words.**

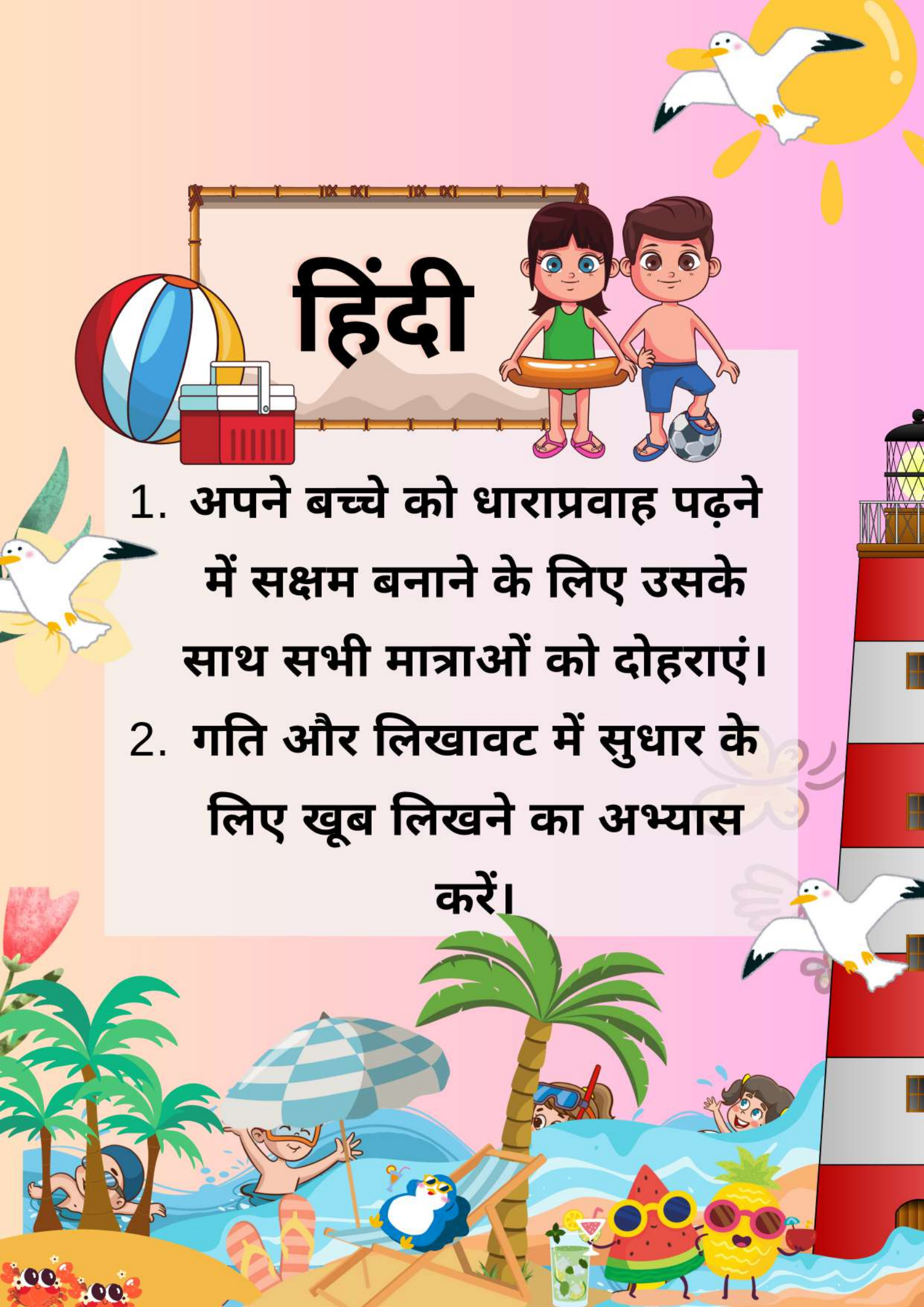


**Title.....**




# हिंदी

1. अपने बच्चे को धाराप्रवाह पढ़ने में सक्षम बनाने के लिए उसके साथ सभी मात्राओं को दोहराएं।
2. गति और लिखावट में सुधार के लिए खूब लिखने का अभ्यास करें।





3. ए-4 साइज की शीट पर अपने परिवार के बारे में 8-10 पंक्तियां लिखें और उनके साथ एक तस्वीर चिपकाएं ।




4. अपने पसंदीदा  
कार्टून चरित्र का एक  
सुंदर फेस मास्क  
बनाएं ।



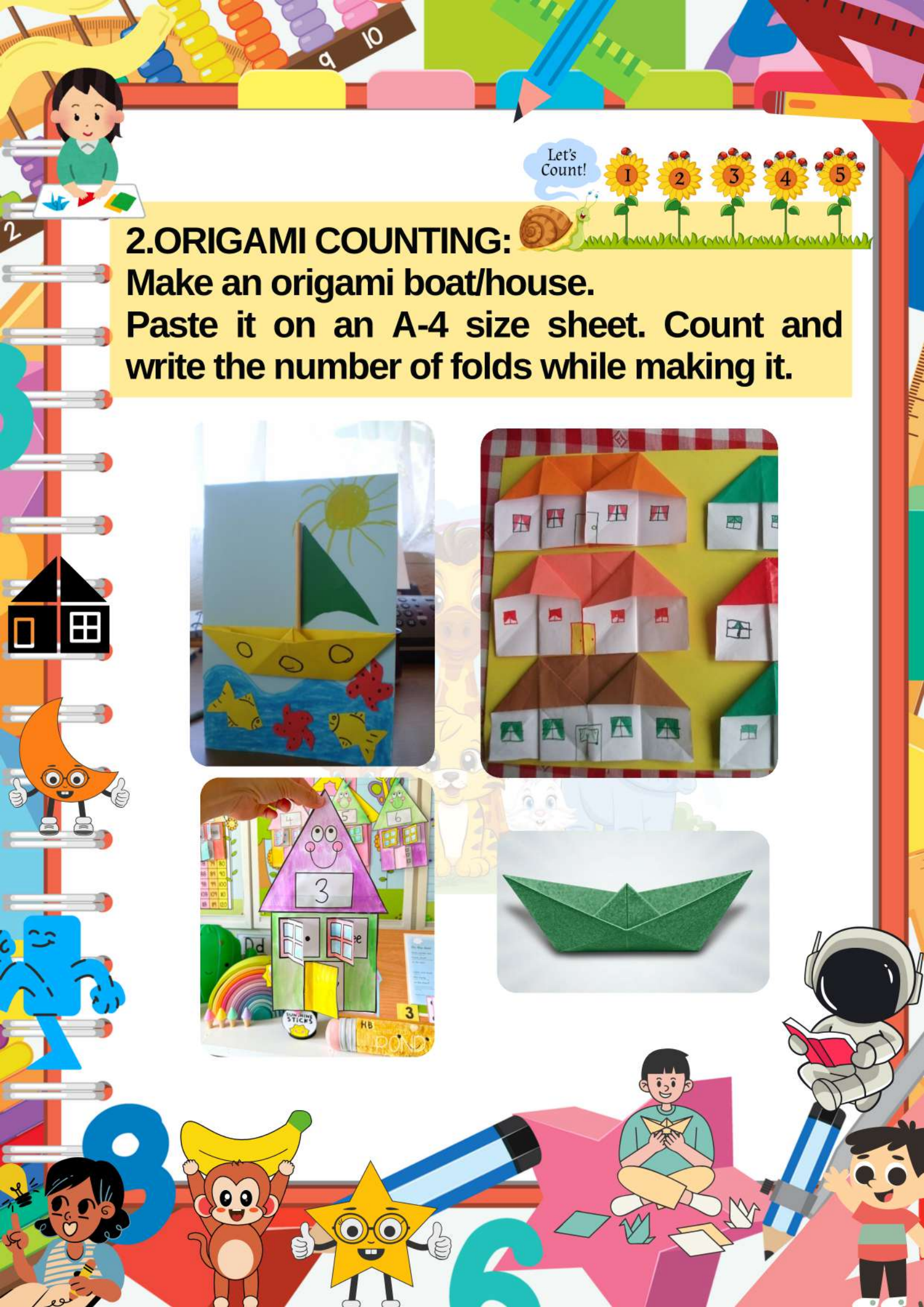


## An illustration of three children playing with colorful geometric blocks and shapes. On the left, a girl with dark hair and a blue bow wears a teal dress and holds a small orange square. In the center, a boy with dark hair wears a brown t-shirt and black shorts, holding a teal triangle. On the right, a girl with red hair in pigtails wears a teal t-shirt with a black star and holds a black triangle. They are surrounded by various blocks (squares, triangles) in teal, orange, and black, and larger background shapes in green, purple, and red.

**On an A-4 size sheet make 'My Shopping Paradise-A Mall' using shapes.**







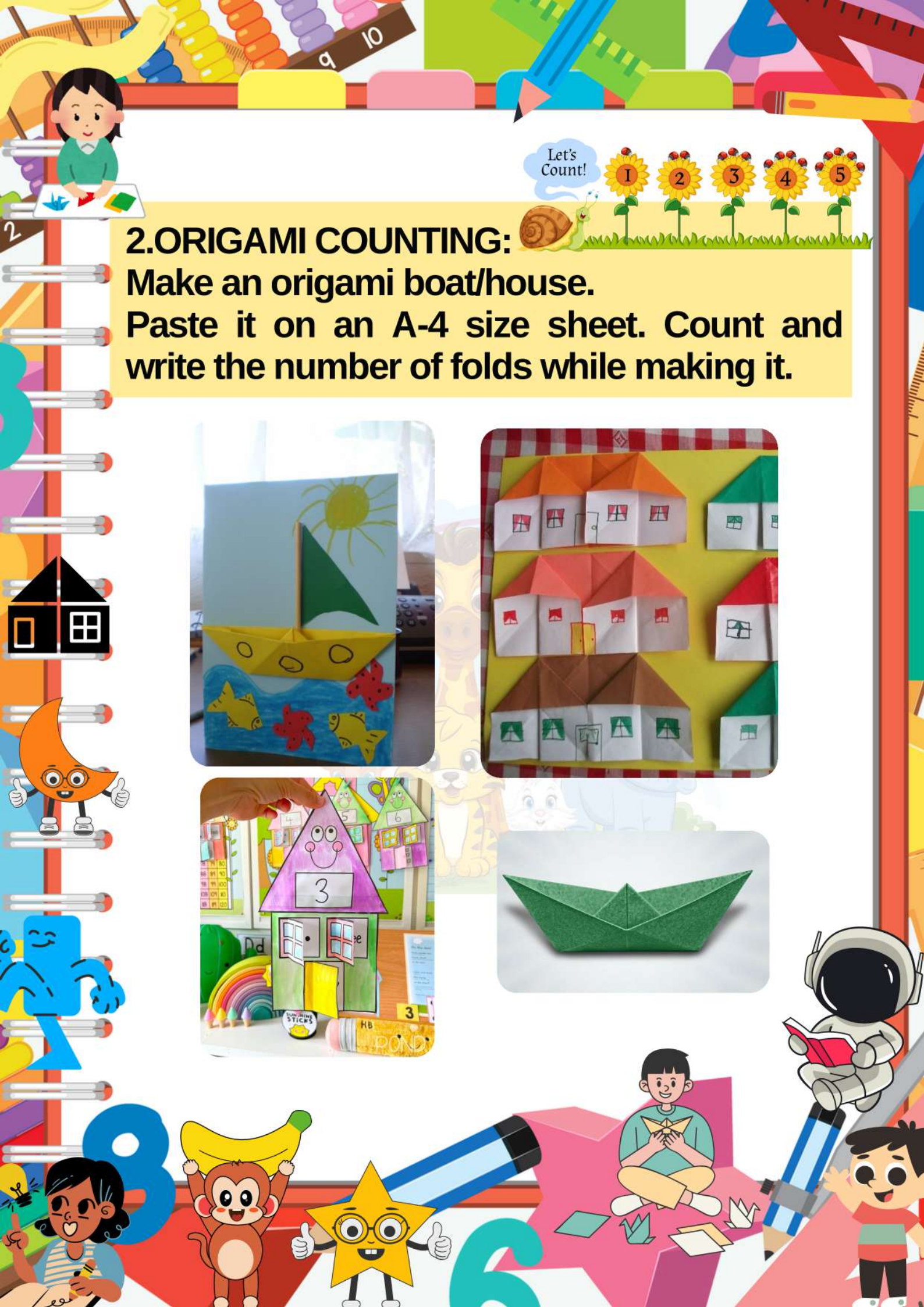
Let's Count!



## 2.ORIGAMI COUNTING:

Make an origami boat/house.

Paste it on an A-4 size sheet. Count and write the number of folds while making it.





# E.V.S



In a scrapbook:

1. Collect 20 leaves of different types of plants. Dry the leaves ,write the names of the plants, and paste them in the scrapbook .





**2. Paste/ Draw ,write the names of at least 20 things we get from the plants in the scrapbook.**







**NOTE :**  
**Make a beautiful  
folder, and label it.  
Keep all the sheets  
in the folder.  
Revise all the  
concepts taught in  
the class.**

**HAPPY HOLIDAYS!!**

