



Happy
Holidays!

CLASS EY-2
HOLIDAY HOMEWORK

2025-26



HELLO
SUMMER



"Summer time, summer time,

Let's go out and play

Swimming, lemonade and travel-fun

I like these kind of days"

Dear Parents,
Summer vacation is the best time to engage children in creative pursuits at leisure. We want our Cambridge learners to be groomed as confident, responsible, innovative, engaged and reflective. It is going to be a collaborative effort of parents and teachers. Keeping this in mind, we have planned some interesting and fun-filled activities for the young ones which will help to enhance their language skills, encourage simple conversations and also strengthen family ties. Let's help children enjoy this wholesome experience! Kindly take printout of the worksheets and activity sheets and submit them after summer vacation.

May your holidays be happy days, filled with laughter, fun and joy

Warm regards

DPS Vasant Kunj



1. Let's instill the values of using "GOLDEN WORDS "in our daily lives.



2. We are happy to see that our children are adjusting well to the school environment, learning different concepts and enjoying with their peer group. You can revise the concepts done in the month of Apr - May with your child at his/her pace.
3. Help your child, to write his/her name independently. They can also practice writing of date and class work (C.W.)
4. Let your child learn the important telephone numbers.



Life skills



life skills refer to skills which help children to become Confident and independent in their lives. Please encourage your ward to do the Following activities. Practice of tying shoe lace can be done on the Activity sheet Attached in the pdf

Button your shirt



make your bed



Tie your shoelace



Dress myself



eat your meal with
placing a mat





Activity 1

Make your own sound book for letters

s , a , t , i , p , n

Material required:

- ❖ A scrapbook or some A-4 size sheets cut into halves and tied together
- ❖ Pencil colours /crayons
- ❖ Pictures of related vocabulary words

Instructions:

The children will write one letter from the above mentioned letters (both uppercase and lowercase e.g. S and s)
They can do rainbow writing too.

Now they can Paste or draw picture that begin with the same sound. (4-5 pictures for each sound)









Note for the parents: we will continue to complete the sound book after completion of each sound group after reopening of School too.





Now children will be able to read words having sounds of s, a, t, i, p, n
They will be able to tell match pictures and words. Help them to create more words from this set and to read them aloud .

e.g.

<p>t a p →</p> 	<p>s i t →</p> 
<p>p i t →</p> 	<p>p a n →</p> 
<p>n a p →</p> 	<p>p i n →</p> 
<p>p a t →</p> 	<p>t i n →</p> 


HINDI

Concepts covered

- Akshar व, ब and क
- Recognition, drawing and , vocabulary words of akshar .
- Writing of akshar in notebook.



Read the poem with your child. Help them find and underline akshar व, ब and क





Activity 2

Finger puppets

For parents:

Take printout of the finger puppet sheets. Paste them on a thick sheet

For children : They will learn to narrate a story using finger puppets.

They will get prepared for a "Show and tell" Activity using the finger puppets.

(Dates for the above activities to be announced after reopening Of school.)





Activity 3

Bookmark making

For parents :

It is the right time to help children to explore books and also help them to learn to keep their books safe. They can also learn to keep books back in the bookshelf. Making a Book mark Activity will be an effort in this direction.

Material required:



A rectangular sheet (7"x2.5")

poster colours

a small ribbon/thick thread/pipe cleaner (for tying)



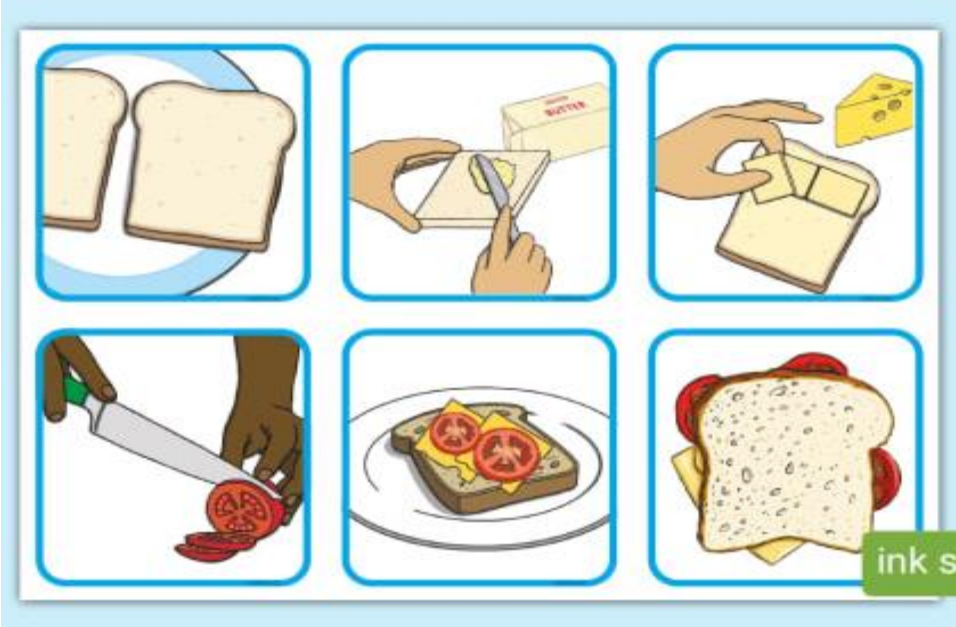
Instructions : decorate your bookmark using thumb/finger/leaf/bud/vegetable printing. Tie a thread/ribbon/ Pipe cleaner/thick thread on the top.





Let's make a meal
Menu : Sandwich &
Lemonade

(help your child to make a meal for family



Making Lemonade

You Will Need:

- 1 jug of cold water
- 1 cup of sugar
- 4 lemons



Method:

1. Pass a lemon around the group and assist the children to touch and smell the lemon.
2. Cut the lemons in half and assist children to squeeze the juice from the lemons
3. Pour all of the lemon juice into a jug and add the sugar and water. Enjoy!





Worksheets /Activity sheets

1. I spy with my eyes (counting sheet)
2. Field walk/ Nature walk worksheet (Let children explore their surroundings by taking them to regular visits to near by parks, neighborhood markets, metro ride etc. so that they can fill in the worksheet using their observations.) The children can be asked questions like what, how many during the visits.(e.g. counting the coaches in a metro train or number and types of vegetables at a vegetable grocer shop.)
3. Read and write sheet (phonics and writing practice)
- 4.Finger puppet template
5. Hindi worksheet



Reading to a child is a best way to inculcate love for books and reading. It helps if children have an access to print rich environment.

Suggested reading

Children's encyclopedia - Animals

Play Time by Manisha Chowdhury

Noisy crow

Clean cat

Busy ants by Kanchan Banerjee

Colours of Nature by bulbul Sharma

Books by Pratham Books, karadi tales and Eklavya
as per the early reader level

Dear children,
it is time to relax and enjoy your Summer Break. Keep
revising the work that we have done so far. Keep
yourself hydrated and eat summer fruits .
Promise to clean up after every activity and
Try to do most of the work independently.
Take help of your elders whenever needed.

Happy Holidays

